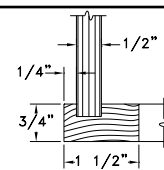
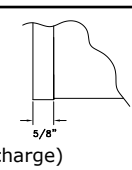
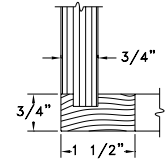
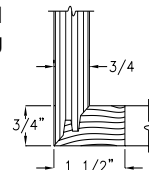


Woodharbor Custom Cabinetry Construction Comparison

	Framed	Framed with Premium Upgrade Package	Frameless
Face Frame	3/4" thick solid wood face frame has 1 1/2" stiles and rails	3/4" thick solid wood face frame has 1 1/2" stiles and rails. 5/4 Inset styling has 5/4" face frame.	Frameless
Cabinet Sides	1/2" thick plywood (unfinished end)		5/8" composite board - natural Maple wood grain or white melamine
Finished End (FE)	1/2" thick plywood with matching veneer and finish on exterior (no charge) 		5/8" composite board (FE) with matching veneer, finish & edge banding to the exterior (for a charge) 
Premium Finished End (PFE)	3/4" thick plywood tongue and grooved into the face framed (for a charge)		Not applicable due to construction
Furniture Finished End (FFE)	Must specify Premium Upgrade Package	3/4" thick plywood with flush locking mitered corner (for a charge) 	Not applicable due to construction
Additional 'End' Options	V-Grooved End Wainscot on End False Door on End Working Door on End		End Panels (plain & v-grooved) Decorative End Panels (available as loose panels only)
Floor/Ceiling	1/4" thick industrial board with wood grain melamine interior. Wall cabinets are natural wood grain melamine. Plywood upgrade available.	1/2" thick plywood with natural Birch veneer interior	5/8" composite board - natural Maple wood grain melamine. Plywood upgrade available.
Cabinet Back	1/2" thick hardboard captive back is secured & reinforced with 3/8" nailer cleats. Plywood upgrade available.	1/2" thick hardboard with natural Birch veneer interior.	5/8" composite board - natural Maple wood grain or coordinating white melamine. Plywood upgrade available.
Toe Space	1/8" thick, 4" high (8' lengths of finished toe board supplied at no charge)	1/2" thick, 4" high (8' lengths of finished toe board supplied at no charge)	1/8" thick, 4" high (8' lengths of finished toe board supplied at no charge)
Shelves	3/4" thick industrial board with a durable, wood grain melamine print on both sides and matching edge banding on the front edge. Plywood upgrade available.	3/4" thick veneer core with a natural Birch veneer on both sides and matching edge banding on the front edge. Plywood upgrade available.	5/8" composite board with natural wood grain melamine on both sides. 3/4" thick plywood upgrade available.
Cabinet Interior	Durable melamine with natural wood grain print	Spray Stain & 'Classic' finishes will have a stained Birch interior. Enamel finishes will have base enamel cabinet interior and shelves at no charge.	Durable melamine with natural wood grain print or white
Finished Interior	Veneer and finish to match face frame		Cabinet interior and edge banding matches the wood species and finish of the box exterior

Woodharbor Custom Cabinetry Construction Comparison

	Framed	Framed with Premium Upgrade Package	Frameless
Drawer Box	¾" thick, solid Aspen and dovetailed at each corner. ¼" thick plywood bottom.	¾" thick, solid Maple and dovetailed at each corner. ½" thick plywood bottom.	¾" thick, solid Aspen and dovetailed at each corner. ¼" thick plywood bottom.
Premium Drawer System	¾" thick, solid Maple and dovetailed at each corner. ½" thick plywood bottom.	Included in Premium Upgrade Package	¾" thick, solid Maple and dovetailed at each corner. ½" thick plywood bottom.
Drawer Slides	Full extension soft close	Full extension soft close	Full extension soft close (for a charge)
Roll-Out Shelf Slides	¾ extension undermount. Full extension soft close available for a charge.	Full extension soft close	¾ extension undermount. Full extension soft close available for a charge.
Premium Upgrade Package	<ul style="list-style-type: none"> • ½" plywood box with natural Birch interior • ¾" plywood shelves • Premium Drawer Box • Premium Roll-Out Shelf System 		Not available
Warranty	100 Year Limited Warranty		
Wood Species	Birch, Cherry, Character Cherry, Hickory, Knotty Alder, Select Alder, Maple, 'Paintable', Quarter Sawn White Oak, Red Oak, Character Red Oak	Birch, Cherry, Character Cherry, Hickory, Knotty Alder, Select Alder, Mahogany, Maple, 'Paintable', Quarter Sawn White Oak, Red Oak, Character Red Oak, Walnut, Custom Species	Cherry, Character Cherry, Knotty Alder, Select Alder, Maple, 'Paintable', Quarter Sawn White Oak
Standard Stain Finishes	Spray - 15 Wipe - 11	Spray - 15 Wipe - 11	Spray - 14 Wipe - 11
'Distressed' Finishes	5	5	5
Enamel Finishes	19	19	12
Glaze/Stain Finishes	Spray - 13 Wipe - 18	Spray - 13 Wipe - 18	Spray - 13 Wipe - 14
Classic Finishes	7	7	7
Glaze/Enamel Finishes	13	13	11
Brushed Glaze/Enamel Finishes	5	5	2
'Rustic' Finishes	12	12	10
'Vintage' Finishes	5	5	2
'Olde Paint' Finishes	4	4	4
'Heritage' Finishes	4	4	4
'Sawyer' Finishes	4	4	Not available
Topcoat Sheen	Enamel, Matte, Satin or 'Green' Satin ('Green Satin' only available on certain spray stain finishes)		
Hand Detailing/ Distressing	Yes		Not available
'Create Your Own' Finish	Yes		Not available
Custom Colors	Full Custom Capability (Stains, enamels, multi-steps, Sherwin Williams or Benjamin Moore matching)		Not available
Drawer Front Options	6 - Slab, Classic, Styles, Manor Raised, Manor Flat, Estate		

Woodharbor Custom Cabinetry Construction Comparison

	Framed	Framed with Premium Upgrade Package	Frameless
Styling (Hinge)	Overlay Concealed	Overlay Concealed	107° Full Concealed, 'Clip' Hinge
	Full Overlay <ul style="list-style-type: none"> ▪ Concealed Hinge ▪ 'Clip' Hinge 	Full Overlay <ul style="list-style-type: none"> ▪ Concealed Hinge ▪ 3/4 'Clip' Hinge ▪ 5/4 'Clip' Hinge 	
	Flush Inset & Beaded Inset <ul style="list-style-type: none"> ▪ 3/4 Decorative Hinge ▪ Concealed Hinge 	Flush Inset & Beaded Inset <ul style="list-style-type: none"> ▪ 3/4 Decorative Hinge ▪ 5/4 Decorative Hinge ▪ Concealed Hinge 	
Door Styles	57 Custom doors & modifications of intermediate rail available on several styles	69 Custom doors & modifications of intermediate rail available on several styles	57 Custom doors & modifications of intermediate rail available on several styles
Blumotion Door Option	Standard - installed on all doors		Available as an upgrade
Profile Options	Standard Hip, Double Hip, Mission, Old World, Prairie, Taper		
Roll-Out Shelves	Dovetail Aspen drawer boxes available 3", 4", 6", 8" & 10" high on adjustable full extension under mount slides	Dovetail Maple drawer boxes available 3", 4", 6", 8" & 10" high on adjustable full extension self closing under mount slides	Dovetail Aspen drawer boxes available 3", 4", 6", 8" & 10" high on adjustable full extension under mount slides
Premium Roll-Out System	Dovetail Maple drawer boxes available 3", 4", 6", 8" & 10" high on adjustable full extension self closing under mount slides	Standard for Premium Upgrade Package	Dovetail Maple drawer boxes available 3", 4", 6", 8" & 10" high on adjustable full extension self closing under mount slides
Turntables	Chrome post with poly turntables		
	Wood turntables on adjustable shelves		
Modification Capability	Numerous modifications in the catalog. Custom quoting available upon request.		
Typical Lead Time (Approximate)	4-5 weeks (delivered)	4-5 weeks (delivered)	4-5 weeks (delivered)
Software Support	2020 interface with eHarbor		