



~ Woodharbor Framed & Frameless ~

GUIDE TO CABINETRY DOOR STYLES & FINISHES



Woodharbor has a long tradition of crafting distinctive, enduring cabinetry. We offer an expansive collection of door styles and exceptional wood species to pair with a vast array of sumptuous stain, vibrant enamel, artful hand-detailed finishes - and let's not forget the 100 Year Warranty!



*Bring your home
to life.*

Door Styles



MADISON
Paintable, Graphite



CHARLOTTE
Paintable, Designer White



FREEPORT
Maple, Natural



CASTLETON
Maple, Auburn



BROCKTON
Cherry, Caramel



ROCHELLE
Maple, Java



PENNINGTON
Paintable, Fog



BOOTHBAY
Paintable, White Dove/Smoke Glaze



CLIVE
Paintable, Dew Drop



SEABROOK
Hickory, Silverwood

Door Styles



OXBORO
Cherry, Carob



CHELSEA
Quarter Sawn White Oak
Hazelnut



KENDALL
Quarter Sawn White Oak
Weathered Cashmere



BARSTOW
Walnut, Natural



PACIFICA
Quarter Sawn White Oak
Cinnamon



SEDONA
Paintable, Hale Navy



PROVENCE
Cherry, Rustic Chestnut



CARRINGTON
Cherry, Nutmeg/Black Glaze



COVINGTON
Cherry, Natural/Coffee Glaze



ATHERTON
Maple, Coastal White/Sable Glaze



ASHLAND
Walnut, Peppercorn



CAPE MAY
Maple, Vintage Sea Clay



UPTON
Cherry, Carob



ELLINGTON
Cherry, Amaretto



NAPLES
Paintable, Sea Clay



DURHAM
Paintable, Morel



SOMERLAKE
Cherry, Caramel



HAWTHORNE
Cherry, Champagne/Coffee Glaze



BRITTANY
Paintable, Mocha



NOTTINGHAM
Cherry, Rustic Pebble

Door Styles



VERONA
Maple, Auburn



LAREDO
Knotty Alder
Weathered Silverwood



PORTLAND
Cherry, Honey



VAIL
Cherry, Cinnamon



CAMBRIDGE
Paintable, Thyme



HILLCREST
Knotty Alder, Tumbleweed



WAKEFIELD
Maple, Vintage Sand Dollar



BAYFIELD
Cherry, Cinnamon



CHATEAUX
Cherry, Tumbleweed



LAURENT
Paintable, Sea Clay



SUMMIT
Paintable, Gray Stone



WATERBURY
Knotty Alder
Honey/Coffee Glaze



DANFORTH
Knotty Alder
Weathered Cashmere



STRATTON
Hickory, Champagne



PORTSMOUTH
Knotty Alder, Sawyer Picket Fence



FRESNO
Quarter Sawn White Oak
Champagne



SAVANNAH
Maple, Bourbon/Black Glaze



HUNTINGTON
Cherry, Caramel/Coffee Glaze



GEORGETOWN
Cherry, Vineyard



BRISBANE
Mahogany, Merlot

Door Styles



KINGSTON
Knotty Alder
Sawyer Jackson's Island



SALERNO
Knotty Alder
Weathered Silverwood



WORTHINGTON
Maple, Vintage Coastal White



TENBROOK
Maple, Rustic Barley



GOURDON
Knotty Alder
Sawyer Smoke Stack



BELIZE
Cherry, Honey



TRINIDAD
Cherry, Cinnamon



PORTLAND ARCHDR-R
Knotty Alder
Champagne/Coffee Glaze



PORTLAND ARCHDR-C
Cherry, Carob



SEABROOK ARCHDR-R
Cherry, Clove

Slab Door Styles



ANSONIA
Maple, Natural



CAMERON
Cherry, Nutmeg



WINSLOW
Cherry, Sangria



MALIBU
Cherry, Honey



LONG BEACH
Cherry, Honey



MONTEREY
Walnut, Natural



RIVERSIDE
Quarter Sawn White Oak
Espresso

Slab Door Styles



GLASGOW
Amati Walnut (Matte Foil)



NIESEN
Fisherman's Wharf (Textured Foil)



CESARO
Kona (Textured Foil)



ODESSA
Oyster Bay (Textured Foil)



MILAN
Grand Canyon (Textured Melamine)
3D Aluminum Edgeband



REGENT
Royal Canyon (Texture Melamine)
Steel Gloss Edgeband



TRIBECA
Reconstituted Wenge
Natural



WEST END
Reconstituted Zebrawood
Natural



MONACO
Caramelized Narrow Staved
Bamboo, Natural



ZURICH
Quartered Maple, Natural

Frame Mullion Door Styles



X-LITE MULLION
Cherry, Espresso



5-LITE MULLION
Knotty Alder
Allspice/Chocolate Glaze



8-LITE MULLION
Cherry, Caramel



9-LITE MULLION
Maple, Natural



13-LITE MULLION
Knotty Alder
Champagne/Coffee Glaze



CROSSBOW-MUL
Cross Bow Mullion
Maple, Stonewashed



DBLBOW-MUL
Double Bow Mullion
Maple, White Dove



DBLARCH7-MUL
Double Arch 7-Lite Mullion
Walnut, Vineyard



DBLARCH11-MUL
Double Arch 11-Lite Mullion
Cherry, Tumbleweed



DBLARCH12-MUL
Double Arch 12-Lite Mullion
Paintable, Ash

Decorative Insert Options



CROSS REEDED GLASS



HARLEQUIN LEADED
W/BEVELED GLASS



CORKBOARD



WOVEN WIRE
SATIN NICKEL



BEAR GRASS 50% RESIN



FOSSIL LEAF RESIN



THATCH 50% RESIN



TING TING RESIN



LINEA IVORY RESIN



WISP SILVER RESIN



MASTER CARRE GLASS
AF003A



LISTRAL D
AF003AG



BEAR GRASS RESIN
AF003S



SMOKE
AF002S



CHARCOAL MATTE
Backpainted Glass
AF006S



MOCHA GLOSS
Backpainted Glass
AF010C

Framed Hinge Styling Options

Portland Door, Cherry, Cinnamon/Black Glaze



Standard Overlay



Full Overlay



Flush Inset



Beaded Inset



Slab



Upton Slab



Classic



Laurent Classic



Estate



Brittany Styled



Manor Raised



Manor Flat



Georgetown Manor Flat

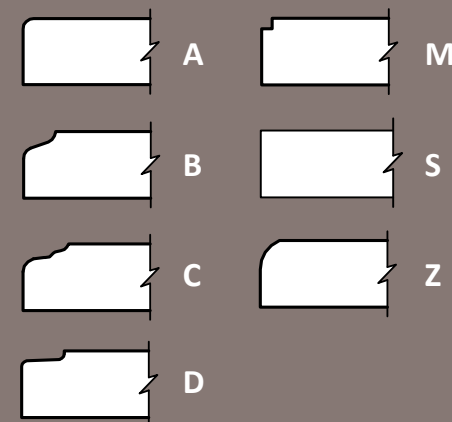


Hawthorne Styled

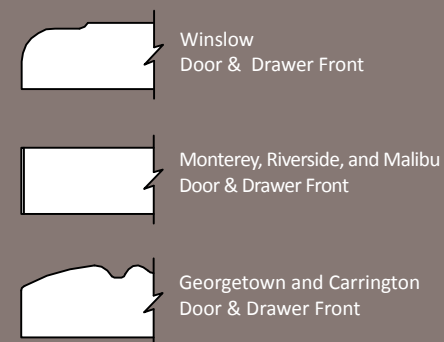
Drawer Front Options

Edge Shapes

STANDARD



UNIQUE



BEADED



Distressing Options



BIRDPECKING



RANDOM DISTRESSING



GLAZING



HEAVY DISTRESSING



DRY BRUSH



WORMHOLING



KNIFE CUT



SOFTENED CORNERS



SPATTER



RASPING



WORN EDGES

Finish Details

Stain

Doors and drawer fronts are meticulously sanded to create a smooth surface for finishing. Stain is applied to the surface to penetrate and develop the wood grain, sealed with a protective catalytic sealer, and fine-sanded. A tough catalytic conversion varnish topcoat is applied and oven cured to create a durable, lustrous finish.

Stain with Glaze

Glaze is applied over the front surface of the door then wiped off, leaving a 'glaze hang-up' in crevices and corners and adding a distinctive intensity and warmth to the overall look of the finish.

Classic

This two-step finish process creates deep, intense color and accentuates grain patterns. A rich, lustrous Classic finish is the epitome of elegance and sophistication.

Weathered

A multi-step finish that replicates the look of wood worn and softened by years of exposure to the elements. The process includes distressing with knife cuts, weathered worn edges, and a matte sheen topcoat.

Rustic

Multi-step Rustic finishes encompass a variety of stains, glazes, and hand-detailing processes and a matte sheen topcoat for the rugged, roughhewn look of an old world finish.

Enamel

Two coats of catalyzed pigmented sealer are applied then oven-cured and fine-sanded between coats followed by a tough catalyzed conversion enamel topcoat to create consistent, enduring finish color.

Enamel with Glaze

Glaze is hand-applied to door profiles then wiped off leaving a 'glaze hang-up' in crevices and corners that adds depth and interest to the finish without affecting the base color.

Enamel with Brushed Glaze

Glaze is applied with a special technique creating brush marks that add texture and depth in a more subtle manner than the typical glaze hang-up for a unique hand-painted look.

Vintage

A multi-step process that includes an Enamel Finish color over a Dark Vintage Stain with hand detailing techniques, Latte Brushed Glaze, and a matte sheen topcoat that suggests the look of antique furniture.

Sawyer

A collection of designer looks with multi-step processes that create a time-worn look. Sawyer Finishes have a rugged appearance with vigorous rub-through, distressing, and Brushed Glaze that ranges from light to heavy for an authentic primitive look.

Heritage

A multi-step finish including Enamel with rub-through on corners and edges, spatter, and a matte sheen topcoat. A Heritage Finish replicates the look of fine furniture aged by generations of day-to-day use.

Stain

CHERRY



Natural



Champagne
Hand-Wiped



Butternut



Honey
Hand-Wiped



Fawn



Allspice



Caramel
Hand-Wiped



Pecan



Shortbread



Nutmeg
Hand-Wiped



Amaretto
Hand-Wiped



Clove



Ginger



Cinnamon
Hand-Wiped



Cappuccino
Hand-Wiped



Walnut



Sangria
Hand-Wiped



Vineyard
Hand-Wiped



Plumwood




Merlot
Classic Collection



Carob
Classic Collection



Java
Classic Collection



Espresso
Classic Collection



Americano
Classic Collection



Cashmere
Classic Collection



Mystic
Classic Collection



Flint
Classic Collection

MAPLE



Cameo
Hand-Wiped



Linen



Natural



Champagne
Hand-Wiped



Butternut



Honey
Hand-Wiped



Fawn



Allspice



Caramel
Hand-Wiped



Shortbread



Truffle



Clove



Walnut



Auburn
Classic Collection



Bourbon
Classic Collection



Mink
Classic Collection



Carob
Classic Collection



Sorghum
Classic Collection



Java
Classic Collection



Espresso
Classic Collection



Americano
Classic Collection



Silverwood
Classic Collection



Cashmere
Classic Collection



Mystic
Classic Collection

Stain

KNOTTY ALDER

							
Natural	Champagne <i>Hand-Wiped</i>	Butternut	Honey <i>Hand-Wiped</i>	Allspice	Caramel <i>Hand-Wiped</i>	Pecan	Shortbread
							
Truffle	Nutmeg <i>Hand-Wiped</i>	Amaretto <i>Hand-Wiped</i>	Clove	Ginger	Cinnamon <i>Hand-Wiped</i>	Walnut	Sangria <i>Hand-Wiped</i>
							
Plumwood	Carob <i>Classic Collection</i>	Java <i>Classic Collection</i>	Espresso <i>Classic Collection</i>	Americano <i>Classic Collection</i>	Silverwood <i>Classic Collection</i>	Cashmere <i>Classic Collection</i>	Mystic <i>Classic Collection</i>
							
Flint <i>Classic Collection</i>							

RED OAK

							
Linen	Natural	Butternut	Honey <i>Hand-Wiped</i>	Hazelnut <i>Hand-Wiped</i>	Allspice	Caramel <i>Hand-Wiped</i>	Shortbread
							
Truffle	Nutmeg <i>Hand-Wiped</i>	Amaretto <i>Hand-Wiped</i>	Clove	Cinnamon <i>Hand-Wiped</i>	Cappuccino <i>Hand-Wiped</i>	Walnut	Java <i>Classic Collection</i>
							
Espresso <i>Classic Collection</i>	Americano <i>Classic Collection</i>						

Accuracy of reproduced colors is subject to printing limitations.
Please review actual color samples and displays before selecting a finish.

Stain

QUARTER SAWN WHITE OAK



Natural



Champagne
Hand-Wiped



Honey
Hand-Wiped



Hazelnut
Hand-Wiped



Allspice



Caramel
Hand-Wiped



Shortbread



Nutmeg
Hand-Wiped



Clove



Cinnamon
Hand-Wiped



Plumwood



Carob
Classic Collection



Espresso
Classic Collection



Silverwood
Classic Collection



Cashmere
Classic Collection



Mystic
Classic Collection

BIRCH



Natural



Butternut



Honey
Hand-Wiped



Allspice



Truffle



Clove



Ginger



Espresso
Classic Collection

HICKORY



Natural



Butternut



Pecan



Clove



Walnut



Acorn



Fig



Silverwood
Classic Collection

WALNUT



Natural



Nutmeg
Hand-Wiped



Walnut



Vineyard
Hand-Wiped



Carob
Classic Collection



Peppercorn
Hand-Wiped

MAHOGANY



Cinnamon
Hand-Wiped



Vineyard
Hand-Wiped



Merlot
Classic Collection



Carob
Classic Collection



Peppercorn
Hand-Wiped

Stain with Glaze

CHERRY



Natural
Chocolate Glaze



Fawn
Chocolate Glaze



Natural
Coffee Glaze
(Hand-Wiped)



Champagne
Coffee Glaze
(Hand-Wiped)



Honey
Coffee Glaze
(Hand-Wiped)



Caramel
Coffee Glaze
(Hand-Wiped)



Butternut
Fudge Glaze



Shortbread
Fudge Glaze



Nutmeg
Black Glaze
(Hand-Wiped)



Clove
Black Glaze



Cinnamon
Black Glaze
(Hand-Wiped)



Walnut
Black Glaze



Plumwood
Black Glaze

MAPLE



Natural
Pearl Glaze



Butternut
Pearl Glaze



Natural
Chocolate Glaze



Butternut
Chocolate Glaze




Champagne
Coffee Glaze
(Hand-Wiped)



Honey
Coffee Glaze
(Hand-Wiped)



Caramel
Coffee Glaze
(Hand-Wiped)



Shortbread
Fudge Glaze



Auburn
Black Glaze
(Hand-Wiped)



Bourbon
Black Glaze
(Hand-Wiped)



Mink
Black Glaze
(Hand-Wiped)

KNOTTY ALDER



Butternut
Chocolate Glaze



Allspice
Chocolate Glaze



Champagne
Coffee Glaze
(Hand-Wiped)



Honey
Coffee Glaze
(Hand-Wiped)



Caramel
Coffee Glaze
(Hand-Wiped)



Butternut
Fudge Glaze



Allspice
Fudge Glaze



Shortbread
Fudge Glaze



Caramel
Black Glaze
(Hand-Wiped)




Nutmeg
Black Glaze
(Hand-Wiped)



Clove
Black Glaze



Cinnamon
Black Glaze
(Hand-Wiped)



Walnut
Black Glaze



Plumwood
Black Glaze

Weathered

WEATHERED SILVERWOOD



Maple
Weathered Silverwood



Quarter Sawn White Oak
Weathered Silverwood



Knotty Alder
Weathered Silverwood



Hickory
Weathered Silverwood

WEATHERED CASHMERE



Maple
Weathered Cashmere



Quarter Sawn White Oak
Weathered Cashmere



Knotty Alder
Weathered Cashmere




Cherry
Weathered Cashmere

WEATHERED MYSTIC



Maple
Weathered Mystic



Quarter Sawn White Oak
Weathered Mystic



Knotty Alder
Weathered Mystic



Cherry
Weathered Mystic

Rustics

CHERRY



Rustic Suede



Rustic Timber



Rustic Pebble



Rustic Sorrel




Rustic Chestnut



Tumbleweed

KNOTTY ALDER



Rustic Suede



Rustic Timber



Rustic Pebble



Rustic Sorrel



Rustic Chestnut



Tumbleweed

MAPLE



Rustic Barley



Driftwood



Rustic Tea Chest



Rustic Brownstone

Enamel

ENAMEL



ENAMEL WITH GLAZE



Designer Enamel

BRUSHED GLAZE



Designer White
Mist Brushed Glaze



White Dove
Smoke Brushed Glaze



Coastal White
Latte Brushed Glaze



Sand Dollar
Fudge Brushed Glaze



Sea Clay
Pewter Brushed Glaze

VINTAGE




Vintage Designer White (Maple)




Vintage White Dove (Maple)



Vintage Coastal White (Maple)



Vintage Sand Dollar (Maple)



Vintage Sea Clay (Maple)

SAWYER



Sawyer Picket Fence (Knotty Alder)



Sawyer River Dock (Knotty Alder)



Sawyer Paddle Wheel (Knotty Alder)



Sawyer Jackson's Island (Knotty Alder)



Sawyer Smoke Stack (Knotty Alder)

HERITAGE



Heritage White (Maple)



Heritage Black (Maple)



Heritage Black (Red Oak)

THERMOFOIL



GLASGOW
Slab Drawer Front
Amati Walnut



NIESEN
Slab Drawer Front
Fisherman's Wharf



CESARO
Styled Drawer Front
Kona



ODESSA
Slab Drawer Front
Oyster Bay


TEXTURED




Oyster Bay



Fisherman's Wharf



Outer Banks



Grand Canyon



Royal Canyon



Kona



Dark Oak
Melinga




Beachwood



Boardwalk

MATTE




Satin X




Silt



Umber



Gauntlet



Forge



Dolce Vita



Copa Cabana



Majestic Walnut




Amati Walnut




Coffee Bean

GLOSS ELITE



White Gloss




Black Gloss



Olive Gloss



Mineral Gloss



Steel Gloss



Swiss Elm Gloss



Linear Graphite
Gloss

LEVEL



MILAN
Slab Drawer Front
Grand Canyon
3D Aluminum Edgeband



REGENT
Slab Drawer Front
Royal Canyon
Steel Gloss Edgeband

EDGE BAND OPTIONS



Matching



3D Aluminum



2-Part



Steel Gloss

TEXTURED MELAMINE




Oyster Bay



Fisherman's Wharf



Outer Banks



Grand Canyon




Royal Canyon




Kona

ACRYLIC



White Acrylic




Black Acrylic



Ruby Red Acrylic



Dark Grey Acrylic



Ivory Acrylic



Smoke Acrylic



Wired Bronze
Acrylic




Wired Mercury
Acrylic

METALLIC ACRYLIC ELITE



Champagne
Acrylic



Graphite
Acrylic



Sapphire
Acrylic

SPECTRUM WOOD VENEER WITH 3MM EDGE BAND



TRIBECA ELITE
Styled Drawer Front
Reconstituted Wenge



WEST END ELITE
Slab Drawer Front
Reconstituted Zebrawood



MONACO ELITE
Styled Drawer Front
Caramelized Narrow
Staved Bamboo



ZURICH
Slab Drawer Front
Quartered Maple

ENEERS



Quartered Maple



Quartered Cherry

EXOTIC VENEERS ELITE



Caramelized Narrow
Staved Bamboo



Reconstituted
Zebrawood



Reconstituted Wenge



Cameron door style, 'A' edge shape, Slab drawer front, Quarter Sawn White Oak, 'Espresso' satin sheen.

Your Authorized Woodharbor Custom Cabinetry Dealer

